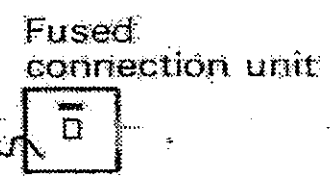
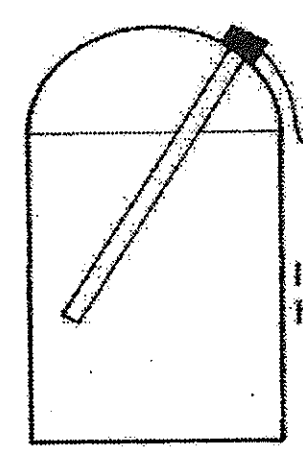
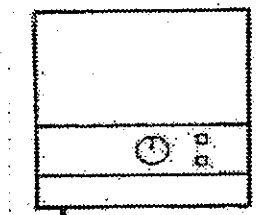


Cooking appliance

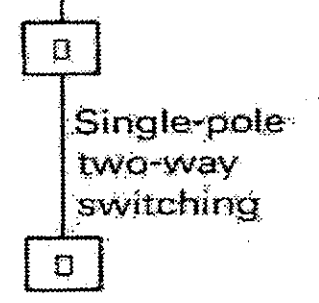
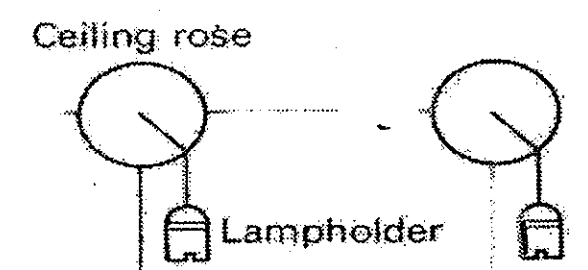



Immersion heater


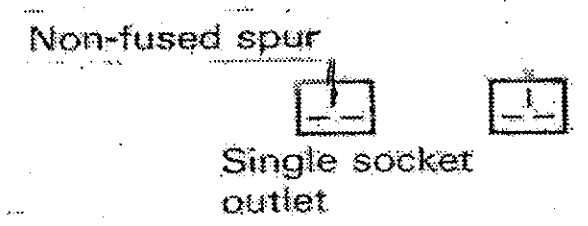



Single-pole one-way switching

Shower unit



Single-pole two-way and intermediate switching



EXAMINATION FOR THE ISSUE OF A LICENCE TO ACT AS WIREMAN - LIC 'A'

Practical Test

September 2014

Time Allowed: 1 Hr

NAME & SURNAME _____
(in Block letters)

INDEX NO. _____

The diagram provided shows the electrical accessories of a small flat. On the diagram provided complete the installation by:

- a. Dividing the installation into appropriate circuits. (6 marks)
- b. Wire up the installation, showing all the wiring and the appropriate colour coding. (6 marks)
- c. Suggest for each circuit the size of cable to use. (6 marks)
- d. Suggest for each circuit the size of MCB to use. (6 marks)
- e. Design and draw in the rectangle provided a suitable consumer unit showing, MCB's, main switch, E.L.C.B and any other protection that may be required. (10 marks)
- f. Show by a diagram how the installation is connected to the earth electrode. (6 marks)